

Chart Configurations and Graphics

Planetary Positions at Birth

Steve Jobs
February 24 1955
7:15:00 PM PST
San Francisco, CA
37°N 46'30", 122°W 25'06"
Geocentric Chart, Tropical Zodiac, Placidus House System

Planet		Sign	Longitude	Declination
☉ Sun	is in	♓ Pisces	5° 44' 53"	- 9° 24' 00"
☾ Moon	is in	♈ Aries	7° 44' 50"	+ 7° 42' 00"
☿ Mercury	is in	♒ Aquarius	14° 21' 41"	-14° 30' 00"
♀ Venus	is in	♑ Capricorn	21° 10' 18"	-20° 04' 00"
♂ Mars	is in	♈ Aries	29° 05' 25"	+11° 26' 00"
♃ Jupiter	is in	♋ Cancer	20° 30' 28"	+22° 20' 00"
♄ Saturn	is in	♏ Scorpio	21° 09' 45"	-15° 45' 00"
♅ Uranus	is in	♋ Cancer	24° 08' 05"	+21° 49' 00"
♆ Neptune	is in	♎ Libra	28° 03' 04"	- 9° 08' 00"
♇ Pluto	is in	♌ Leo	25° 19' 21"	+22° 58' 00"
♁ N. Node	is in	♑ Capricorn	3° 24' 57"	-23° 25' 00"
♋ S. Node	is in	♋ Cancer	3° 24' 57"	-23° 25' 00"
♌ Ascendant	is in	♍ Virgo	22° 17' 18"	+ 3° 03' 00"
♍ Midheaven	is in	♊ Gemini	21° 18' 43"	+23° 09' 00"
♁ Fortuna	is in	♌ Leo	20° 17' 21"	+14° 43' 00"
♁ Pallas	is in	♐ Sagittarius	19° 51' 08"	+ 8° 23' 00"
♁ Vesta	is in	♊ Gemini	17° 57' 22"	+22° 23' 00"
♁ Chiron	is in	♒ Aquarius	2° 19' 53"	-13° 16' 00"

This is your Chart Configurations and Graphics file, which is a smaller file than what is included in the Expansive Natal Chart.

On Page 1 – It says “Planetary Positions at Birth” and you will see 4 columns listed. Planet, Sign, Longitude and Declination. Nevermind the ‘Declination’ column because that is advanced astrology that is unimportant for this level of understanding. It is simply easier for me to leave that column on there than it is for me to take it off. You will however need to be familiar with Planet – Sign – and - Longitude. If you notice the 1st column, next to each planet it shows you the planetary symbol. In the 2nd column it shows you the Sun Sign symbol. Sun Sign means one of the 12 zodiac signs or astrological signs. And the 3rd column shows you the degree, minute and second that the planet in a sign is in. If you look at the first line it reads, your Sun is in Pisces at 05 degrees 44 minutes 53 seconds. Again, do not be concerned with the Declination column. So now you can easily see each planet that is present in your natal chart. Your Moon is in Aries at 07 degrees 44 minutes 50 seconds. Whatever you see on Page 1, will be on your Natal Chart Wheel with the exception of ‘Declination’ and the seconds. You will see the degrees and the minutes but not the seconds simply because there just isn’t enough room and it’s not necessary.

Page 4 – This is your basic chart wheel. Whatever planets were listed on Page 1 are on this chart wheel. Naturally you will not see the words of the planets written but you will see the symbols. Simply look for the symbols on page 1 and you can easily see the house they land because I have marked the houses in Green for you. So your Sun in Pisces at 05 degrees 44 minutes 53 is in your 6th house. You may notice that your South Node does not have the symbol next to it on page 1. For some reason my program will not allow this symbol to appear on this page but it is the upside horseshoe. In other words, it is the exact opposite of your North Node in the same degrees and minutes, just the opposite sign. Just know that the South Node is ALWAYS the complete opposite. You can see it on your chart wheel.

Page 5 -- This is a different style chart wheel, which is my favorite style. Everything is the same. The house cusps are the same. The house cusps are the beginning of each house and the symbol with its degree and minute are in the perimeter. Even the aspects (lines in the middle of the chart are the same). The only thing I did was take out the green shaded area that was on the 1st chart wheel and I put an additional perimeter (like a sidewalk with notches) around the chart wheel. If you look closely I still labeled the houses 1 through 12. This perimeter type sidewalk with notches shows you that each sign has 30 degrees. You can see that each 2” area in the perimeter represents one of the 12 signs. And each of these 2” areas is 30 degrees. A circle or wheel has 360 degrees. $30 \text{ degrees} \times 12 \text{ signs} = 360 \text{ degrees}$. Now if you look closely you can easily see how you have some energy of one sign in one house and also in the next house. The chart is read counterclockwise, so you can see how the first degrees are in one house and then the remaining degrees are in the next house. Count the degrees counterclockwise (each notch) and you will see how the house cusp matches up perfectly to the notch (degree).

Page 6 – This is the Decan Natal Chart Wheel and fairly advanced but nonetheless a great example of the mounds of astrology you can learn as you move along.

Page 7 and 8 – These pages explain the Decan Natal Chart Wheel.

Page 9 – This page explains Retrograde planets in your chart. When you have an Rx symbol next with a planet in a sign, then that planet is Retrograde in your chart.

Page 10 – Gives you a sampling of what each house represents. This is just a smaller sample because each house represents so much more. Like the 5th house rules children and the 8th house rules other people's money including the spouse's money. There is so much more to each house but this is just an example for you to see representations.

Page 11 – This page shows you each house and points out directly the Ascendant and Descendant. The Ascendant is the same thing as the Rising Sign. It is the sign that was coming over the horizon when you were born.

Page 12 – This is just a blank chart wheel for you to play with and practice you know. Print out a lot of page 12's so you can practice over and over again writing what you know on your chart wheel.

Page 13 – There are symbols that you will find in the center of your chart. These are called, "Aspects". You can read more about the aspects and what these lines mean on this link from my website.

http://www.drstandley.com/astrologycharts_aspects.shtml

Page 14 – This is a nice view of some chart configurations. Notice the picture of the Yod. Then look at your chart to see if you have a Yod. A Yod (pronounced Yawd) is known as the Finger of God, where God is pointing directly at something and saying, "Right here! Look at this!"

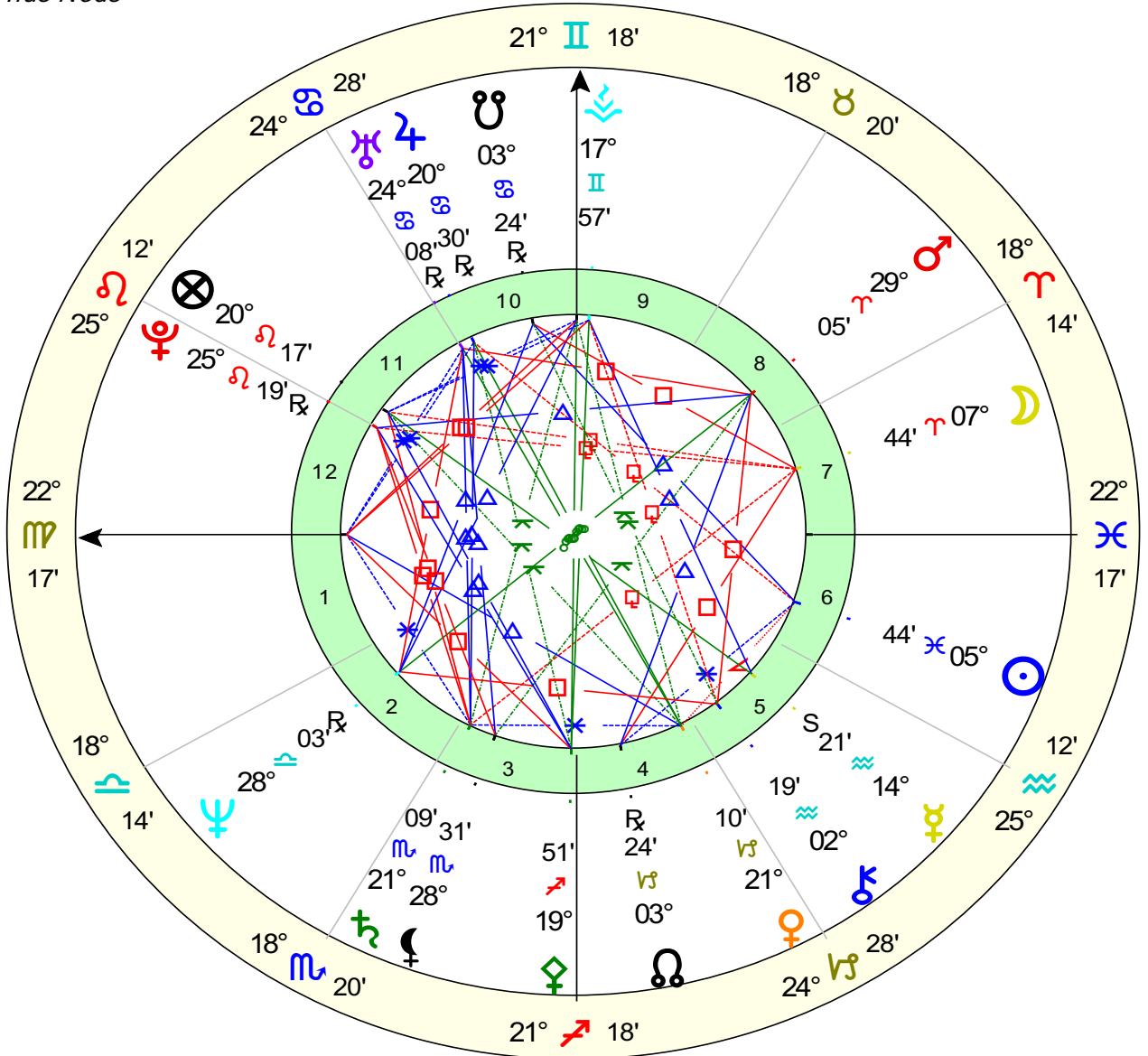
If you look closely at the sample packet I have on my website for Steve Jobs, he has a Yod pointing directly to his 10th house of career. His 10th house is ruled by Gemini, which is the gadget guru of the zodiac and the sign of communications. Gemini is the brainiac of the zodiac and rules mental abilities.

The red lines and green lines in all of the charts that "I" write are challenging lines. The blue lines in all of the charts that "I" write are easy and effortless. There are literally hundreds of links on my website to help you learn more about your chart. Take your time. This packet is a perfect starting point for learning your chart and later, when you are ready, I would be more than happy to write your entire Expansive Natal Chart, where the information about your chart is written out in text form and is about 95-110 pages.

Enjoy!~ Dr. Loretta Standley

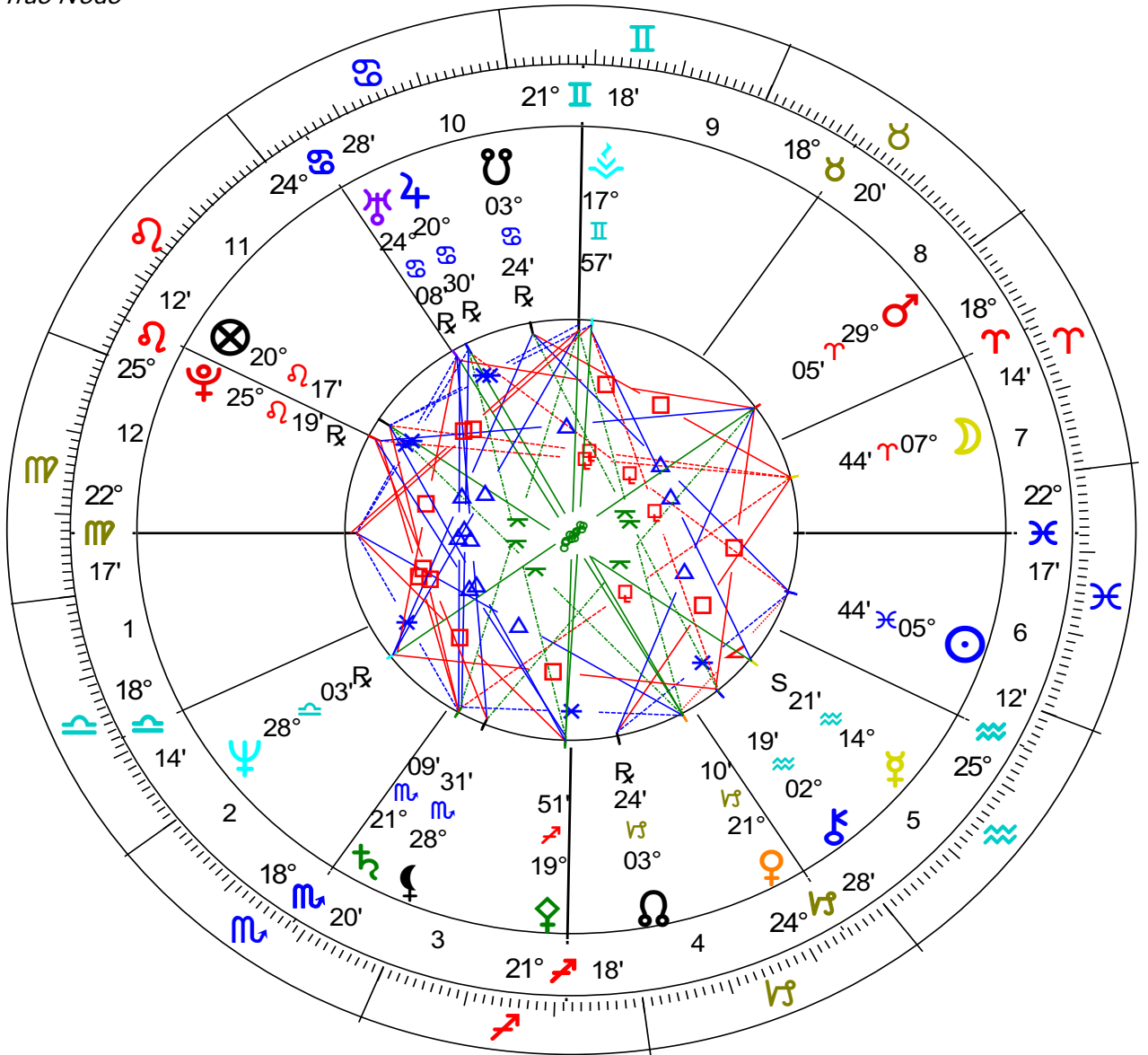
Steve Jobs
Natal Chart
 Feb 24 1955, Thu
 7:15 pm PST +8:00
 San Francisco, CA
 37°N 46' 30" 122°W 25' 06"
Geocentric
Tropical
Placidus
True Node

Chart Prepared by:
 Dr. Loretta J. Standley, FIAMA
 www.drstandley.com
 P. O. Box 23351
 St. Louis MO 63156
 1-314-420-5099



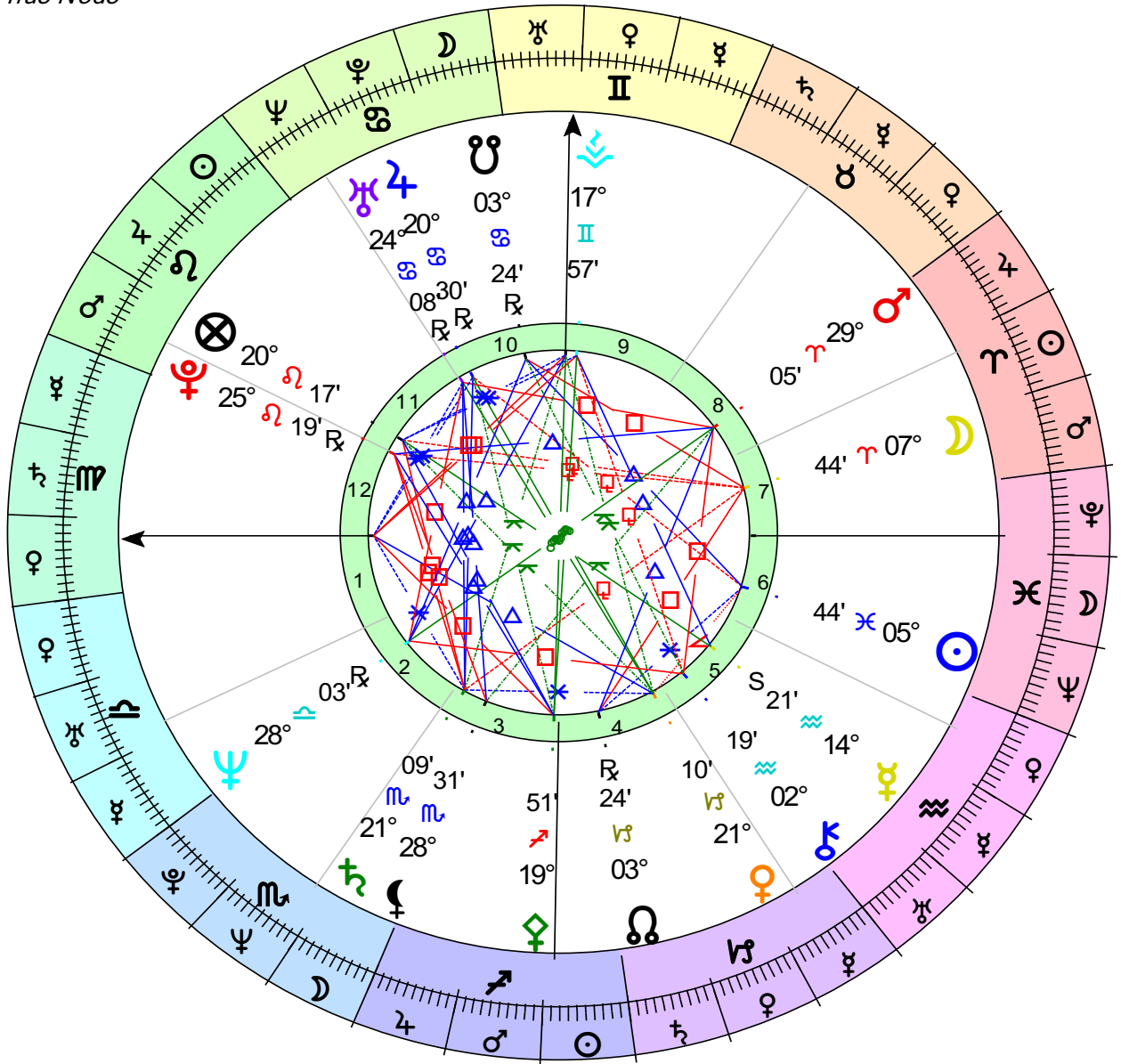
Steve Jobs
Natal Chart
 Feb 24 1955, Thu
 7:15 pm PST +8:00
 San Francisco, CA
 37°N46'30" 122°W25'06"
Geocentric
Tropical
Placidus
True Node

Chart Prepared by:
 Dr. Loretta J. Standley, FIAMA
 www.drstandley.com
 P. O. Box 23351
 St. Louis MO 63156
 1-314-420-5099



Steve Jobs
Natal Chart
 Feb 24 1955, Thu
 7:15 pm PST +8:00
 San Francisco, CA
 37°N46'30" 122°W25'06"
Geocentric
Tropical
Placidus
True Node

Chart Prepared by:
 Dr. Loretta J. Standley, FIAMA
 www.drstandley.com
 P. O. Box 23351
 St. Louis MO63156
 1-314-420-5099



DECAN OR DECANATE AND RULING PLANETS

The 'rainbow colored chart wheel' on page 5, which is the 3rd wheel included in your chart graphics is the wheel that pertains to the decans.

DECANATE DEFINITION: Three sequential 10-degree sections of all signs: the first 10° of any sign is said to be of the nature of the sign itself; the second 10° decanate is of the nature of the next sign of the same element; and the third has the nature of the remaining sign of that element.

The modern decanate ruling planet that you will see listed for each 'planet in a sign' in the "Chart Points" section of your Expansive Natal Chart Details will tell you exactly the planetary energy that you take on in a particular house. This is said to be more applicable to your Rising Sign (1st house cusp) than any of the other 11 houses but when you watch yourself, you'll see that you really do take on the energy of the planet that is right next to the house cusp in any house and not just the 1st house cusp. This has been my experience when studying the patterns of thousands of charts I have written.

The planets on the outer perimeter of the rainbow colored natal chart wheel represent each decan or decanate ruling planet per set of 10 degrees for the sun sign on a particular house cusp.

There are clearly 12 houses on the chart wheel. A wheel is 360 degrees. There are 12 houses that make up 360 degrees because each house equals 30 degrees.

12 houses x 30 degrees = 360 degrees

Each of the 12 houses have 3 separate decans or decanate's that are 10 degrees each. So you have 3 decans in each house and each of the 3 decans are 10 degrees each total up to 30 degrees. Therefore, a single decan or decanate consists of 10 degrees or 1/3 of the Sun Sign that is ruling a particular house cusp.

10 degrees x 3 decans = 30 degrees

The first decan is 0 – 9 degrees

The second decan is 10 – 19 degrees

The third decan is 20 to 29 degrees

Each decan has a planet that rules it.

Each of the three planets in the decan will pertain to the element of the sun sign on a particular house cusp.

Note – Mercury rules both Gemini and Virgo and Venus rules both Taurus and Libra.

For air sign house cusps -- If the sun sign on the house cusp is an air sign (Aquarius, Gemini or Libra), then all three air sun sign planets will be present (the Uranus, Mercury and Venus). Uranus rules Aquarius, Mercury rules Gemini and Venus rules Libra. Depending on the degree of the house cusp will determine which planet is listed first, second and third.

For earth sign house cusps -- If the sun sign on the house cusp is an earth sign (Capricorn, Taurus or Virgo), then all three earth sun sign planets will be present (Saturn, Venus and Mercury). Saturn rules Capricorn, Venus rules Taurus and Mercury rules Virgo. Depending on the degree of the house cusp will determine which planet is listed first, second and third.

For fire sign house cusps -- If the sun sign on the house cusp is a fire sign, then all three fire sun sign planets will be present (Mars, the Sun and Jupiter). Mars rules Aries, the Sun rules Leo and Jupiter rules Sagittarius. Depending on the degree of the house cusp will determine which planet is listed first, second and third.

For water sign house cusps -- If the sun sign on the house cusp is a water sign, then all three water sun sign planets will be present (the Moon, Pluto and Neptune). The Moon rules Cancer, Pluto rules Scorpio and Neptune rules Pisces. Depending on the degree of the house cusp will determine which planet is listed first, second and third.

If the house cusp is between 0 – 9 degrees (that's the 1st decan), then the planet present will be the planet that naturally rules that air, earth, fire or water sign on that house cusp.

If the house cusp is between 10 – 19 degrees (that's the 2nd decan), then the planet present will be the planet that rules the next air, earth, fire or water sign.

If the house cusp is between 20 – 29 degrees (that's the 3rd decan), then the planet present will be the planet that rules the next air, earth, fire or water sign.

Go to the next page----->

RETROGRADE MOTION OF PLANETS

There is a likely possibility that you were born with one or more planets in retrograde motion. Planets that are retrograde in your Natal Chart would account for why some things would come to you later in Life than others, such as; a fulfilling relationship or marriage, financial abundance, career opportunities, college, children, etc. If you have a retrograde planet in your Natal Chart, read about the retrograde planet (symbolized by the glyph Rx) and adopt the positive attributes of that planet. Easy Peasy! If you look on your Natal Chart and see an **Rx**, then the planet is Retrograde.

Further, forwarded e-mails that warn people of Mercury retrograde are really irritating because they are not providing accurate information. Again, Retrograde Motion is symbolized by the glyph Rx next to a planet in your Natal Chart. Retrograde Motion is misleading!

Retrograde motion is when it APPEARS as though a planet is actually moving in a backward motion due to the relation of the planet to the earth in its particular position at a certain point in time.

Let's face it, planets are NEVER actually retrograde (moving backward) or stationary (stopped). This is a phenomenon due to the Sun casting a shadow on the planet making it appear as though it is stationary or that it is in retrograde motion. Even when a planet "APPEARS" to be in retrograde motion its influence does not change, BUT your individual response to that particular influence of that planet may be different. Unless of course, you remember that this is merely an illusion. IT ISN'T REAL!

So how can you use retrograde motion to your advantage?

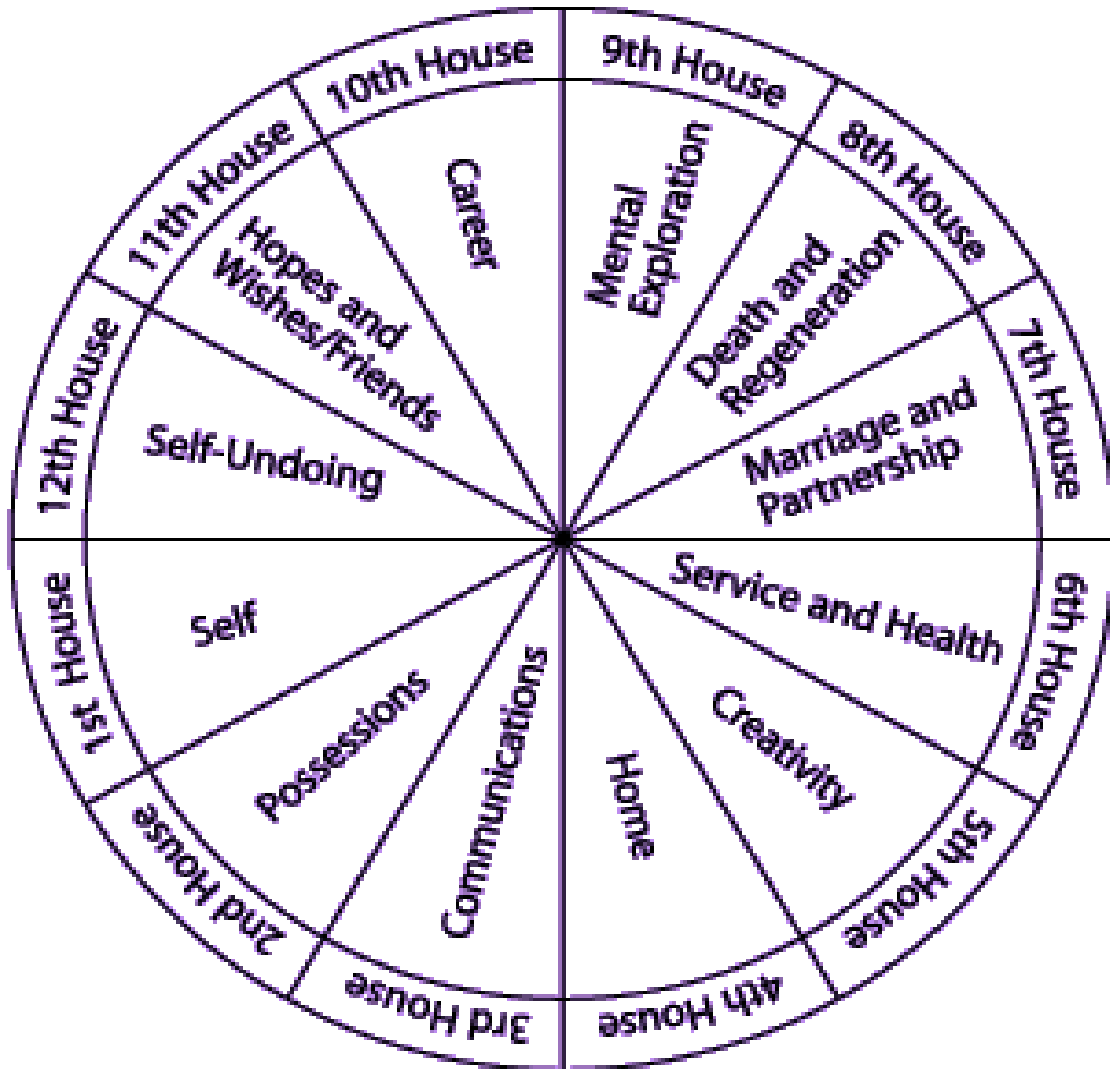
FOR EXAMPLE: When a planet is said to be in retrograde motion, you can focus on the energy of the planet (like Mercury) and become more efficient in adopting its positive attributes. So when Mercury is said to be in retrograde motion and it appears communications are going to heck in a hand-basket, this is merely our response and not what actually is. Interestingly enough, Gemini and Virgo are most affected by this illusion in communication because they are naturally ruled by Mercury. Again, look up Mercury or the retrograde planet in question on the planetary glyphs page on the website or in your Natal Chart and adopt the positive attributes of that planet.

The Sun and Moon are never retrograde or stationary.

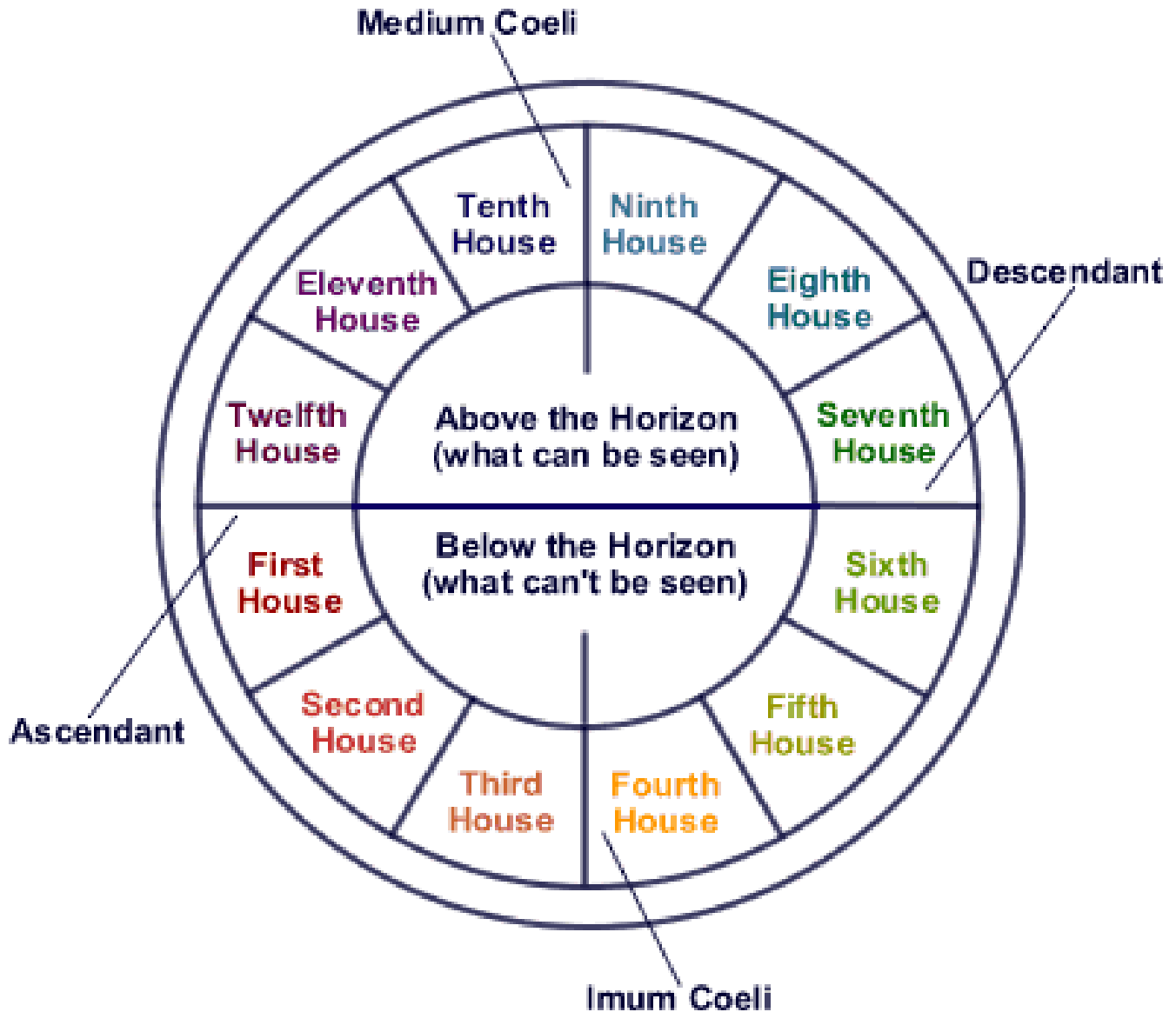
The North and South Node are ALWAYS retrograde.

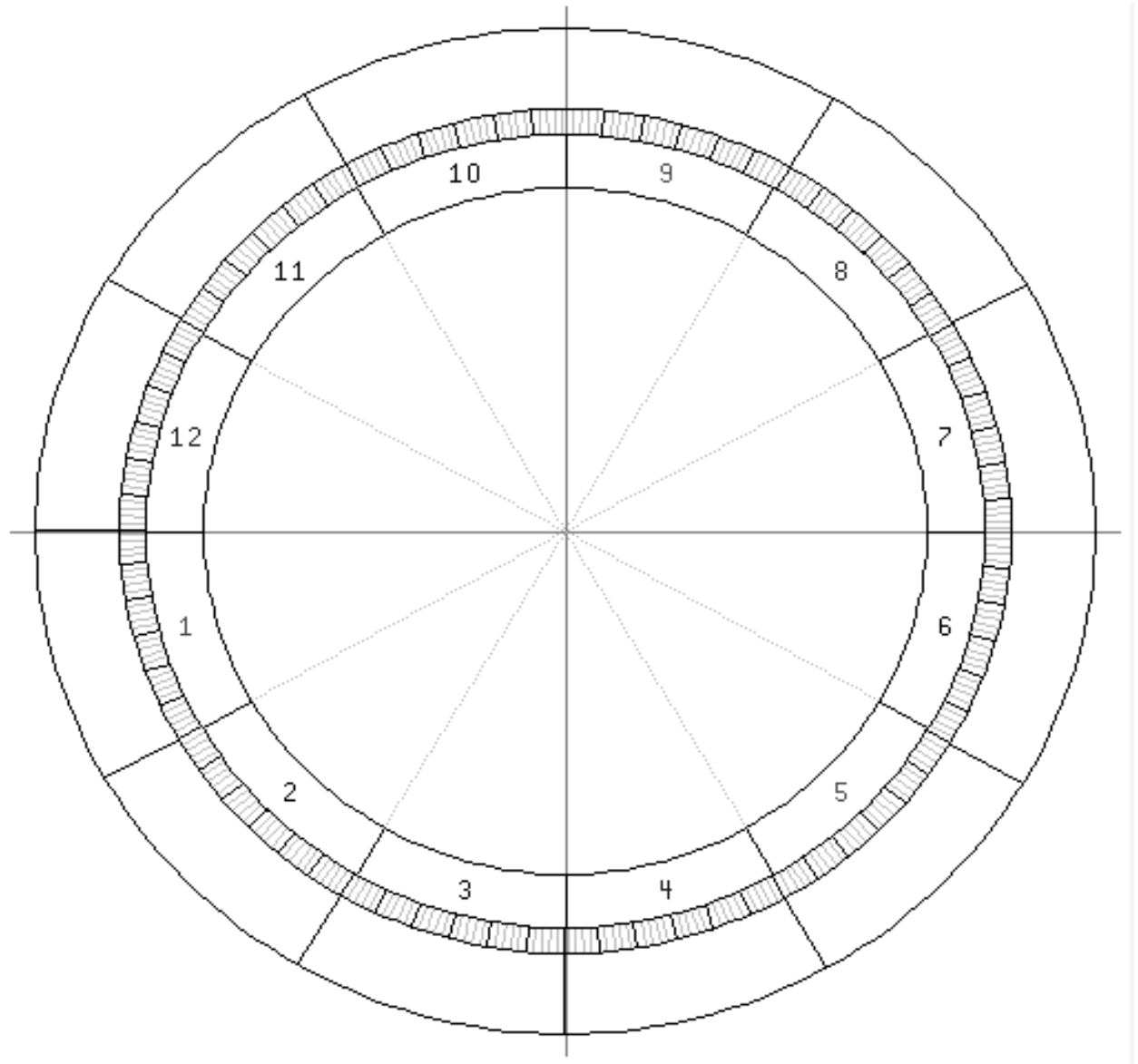
When planets are Retrograde in our chart, it usually takes us until about the age of 40 or more to finally become comfortable with using this energy. Also, if a planet turns Retrograde and it is a planet that you have Retrograde in your chart, then that should be a comfortable time for you because it is what you live everyday.

Lay this wheel over the Natal Chart Wheel so that you can see which house is the 1st through 12th houses and what they represent.



Notice below which house is your 1st through 12th house. Lay this picture over your Natal Chart wheel. The houses go counter-clockwise. Also, the Ascendant is the same thing as the Rising Sign. In this Natal Chart you will learn which sign your Rising Sign is in. The Ascendant aka Rising Sign (same thing) is the sign that was coming over the horizon at the exact moment of your birth. The Descendant is merely the opposite of the Ascendant. The Descendant means the sign that descending past the horizon at the moment of your birth.



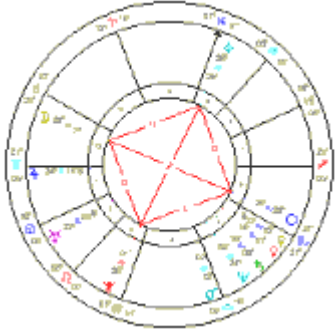


Use the symbols below to help you learn the symbols that are shown in the middle of your Natal Chart wheel.

ASPECT NAME	SYMBOL
Conjunction	♌
Sextile	✳
Square	□
Trine	△
Quincunx	⋈
Opposition	♌

**EXAMPLES OF CHART CONFIGURATIONS SO YOU KNOW
WHAT THEY LOOK LIKE 'IF' YOU HAVE THEM IN YOUR
NATAL CHART**

GRAND CROSS



GRAND TRINE



T-SQUARE



YOD



KITE

